

# Alternate proposals for immediate investments in CC FAP under H.531

Submitted by Child Development Division, DCF to Senate Health & Welfare Committee,  
April 24, 2019  
Reeva Murphy, Deputy Commissioner 802-760-0792

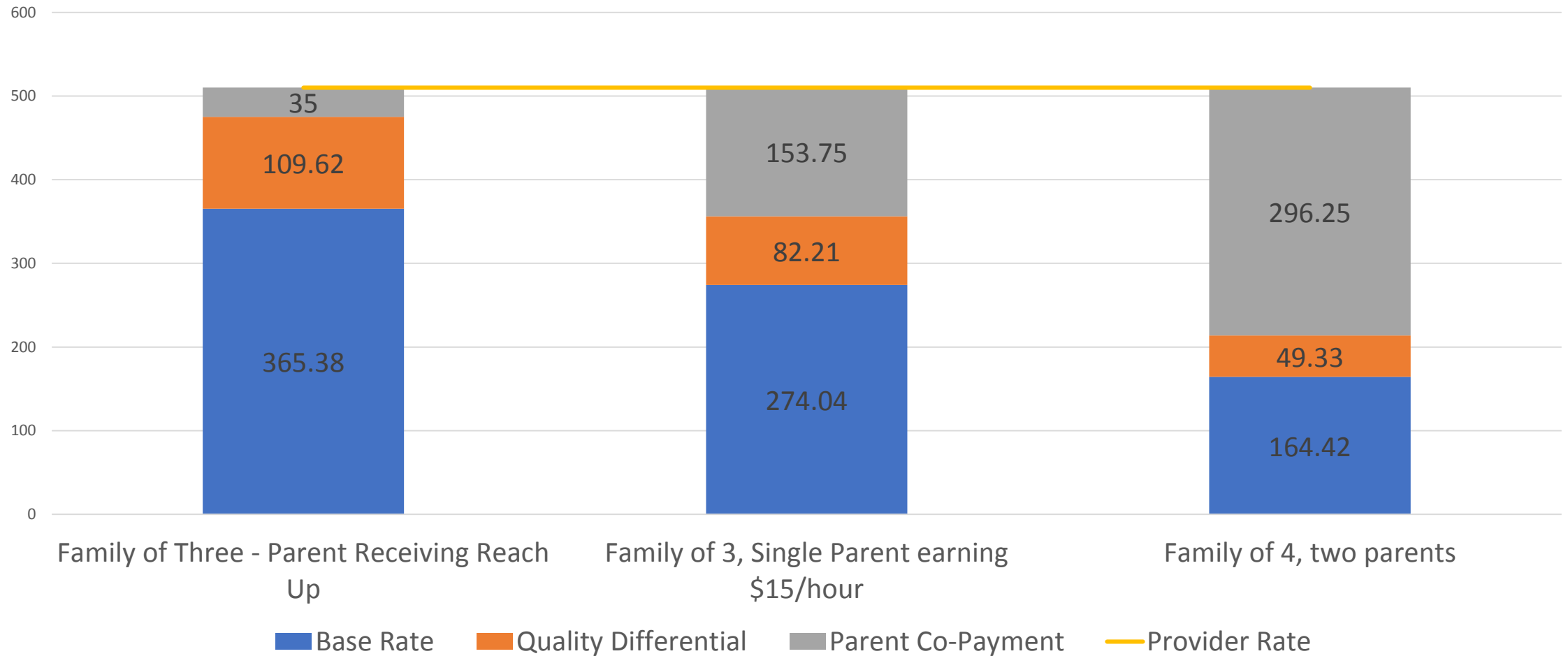
# Option One

Option	CCFAP Rates	Sliding Fee Scale (Income Guidelines)	Cost
<b>1</b> <b>Governor's</b> <b>Original Y1</b> <b>proposal</b>	<ul style="list-style-type: none"><li>• Maintain Infant and Toddler Rates at 2017 MRS</li><li>• Increase the Preschool and School Age Rates to the 2014 MRS Rates</li></ul>	Change the Incomes Guidelines to: <ul style="list-style-type: none"><li>• 100% 2019 FPL at 100% CCFAP Rate</li><li>• 125% 2019 FPL at 95% CCFAP (currently at 85%)</li><li>• 150% 2019 FPL at 75% CCFAP (currently at 60%)</li><li>• 200% 2019 FPL at 50% CCFAP (currently at 15%)</li><li>• 300% 2019 FPL at 10% CCFAP</li></ul>	\$5,764,000

# Child Care Provider Rates for Option One

Licensed Center Based Programs		Base Rate	1 STAR	2 STARS	3 STARS	4 STARS	5 STARS
Infant	Full Time	\$ 200.00	\$ 210.00	\$ 220.00	\$ 240.00	\$ 260.00	\$ 280.00
Toddler	Full Time	\$ 192.31	\$ 201.92	\$ 211.54	\$ 230.77	\$ 250.00	\$ 269.23
Preschool	Full Time	\$ 170.67	\$ 179.21	\$ 187.74	\$ 204.81	\$ 221.88	\$ 238.94
School age	Full Time	\$ 158.41	\$ 166.33	\$ 174.25	\$ 190.10	\$ 205.94	\$ 221.78
Registered Family Child Care Homes		Base Rate	1 STAR	2 STARS	3 STARS	4 STARS	5 STARS
Infant	Full Time	\$ 138.46	\$ 145.38	\$ 152.31	\$ 166.15	\$ 180.00	\$ 193.85
Toddler	Full Time	\$ 134.62	\$ 141.35	\$ 148.08	\$ 161.54	\$ 175.00	\$ 188.46
Preschool	Full Time	\$ 123.08	\$ 129.23	\$ 142.15	\$ 147.69	\$ 160.00	\$ 172.31
School age	Full Time	\$ 115.38	\$ 121.15	\$ 133.27	\$ 138.46	\$ 150.00	\$ 161.54

# Option One Impact on Families



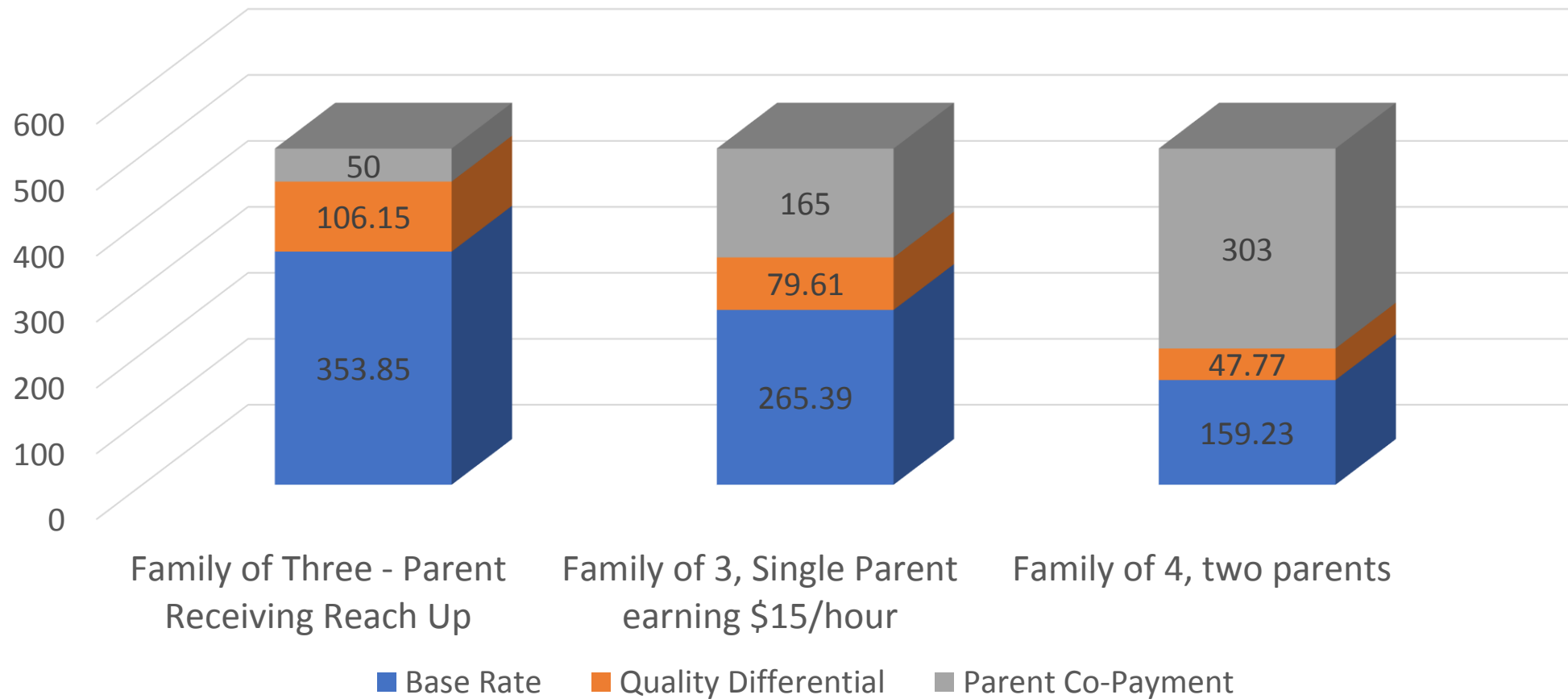
# Option Two

Option	CCFAP Rates	Sliding Fee Scale (Income Guidelines)	Cost
2	<ul style="list-style-type: none"><li>• Maintain Infant and Toddler Rates at 2017 MRS</li><li>• Increase the Preschool Rates to 2012 MRS Rates</li><li>• Increase School Age Rates to the 2010 MRS Rates</li></ul>	<p>Adjust Incomes Guidelines scaled between these points:</p> <ul style="list-style-type: none"><li>• 100% 2019 FPL at 100% CCFAP Rate (no change)</li><li>• 125% 2019 FPL at 95% CCFAP (currently at 85%)</li><li>• 150% 2019 FPL at 75% CCFAP (currently at 60%)</li><li>• 200% 2019 FPL at 50% CCFAP (currently at 15%)</li><li>• 300% 2019 FPL at 10% CCFAP (no change)</li></ul>	\$4.9 million

# Child Care Provider Rates for Option Two

Licensed Center Based Programs		Base Rate	1 STAR	2 STARS	3 STARS	4 STARS	5 STARS
Infant	Full Time	\$ 200.00	\$ 210.00	\$ 220.00	\$ 240.00	\$ 260.00	\$ 280.00
Toddler	Full Time	\$ 192.31	\$ 201.92	\$ 211.54	\$ 230.77	\$ 250.00	\$ 269.23
Preschool	Full Time	\$ 153.85	\$ 161.54	\$ 177.69	\$ 184.62	\$ 200.00	\$ 215.38
School age	Full Time	\$ 134.62	\$ 141.35	\$ 148.08	\$ 161.54	\$ 175.00	\$ 188.46
Registered Family Child Care Homes		Base Rate	1 STAR	2 STARS	3 STARS	4 STARS	5 STARS
Infant	Full Time	\$ 138.46	\$ 145.38	\$ 152.31	\$ 166.15	\$ 180.00	\$ 193.85
Toddler	Full Time	\$ 134.62	\$ 141.35	\$ 148.08	\$ 161.54	\$ 175.00	\$ 188.46
Preschool	Full Time	\$ 115.38	\$ 121.15	\$ 133.27	\$ 138.46	\$ 150.00	\$ 161.54
School age	Full Time	\$ 103.85	\$ 109.04	\$ 114.23	\$ 124.62	\$ 135.00	\$ 145.38

# Option Two Impact on Families



# Option Three

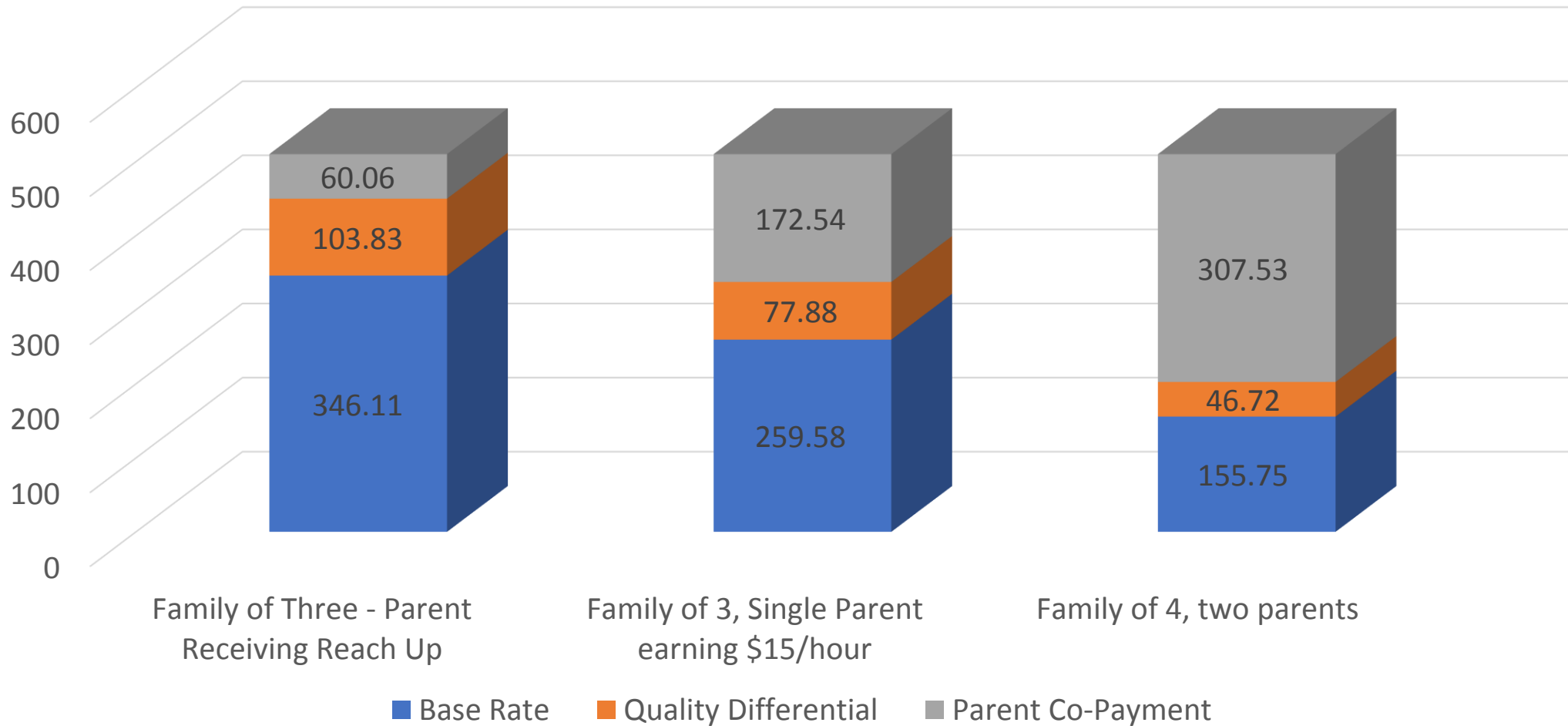
Option	CCFAP Rates	Sliding Fee Scale (Income Guidelines)	Cost
3	<ul style="list-style-type: none"><li>Maintain Infant and Toddler Rates at 2017 MRS</li><li>Increase the Preschool Rates and School Age Rates to the 2010 MRS Rates</li></ul>	<p>Adjust Incomes Guidelines scaled between these points:</p> <ul style="list-style-type: none"><li>100% 2019 FPL at 100% CCFAP Rate (no change)</li><li>125% 2019 FPL at 95% CCFAP (currently at 85%)</li><li>150% 2019 FPL at 75% CCFAP (currently at 60%)</li><li>200% 2019 FPL at 50% CCFAP (currently at 15%)</li><li>300% 2019 FPL at 10% CCFAP (no change)</li></ul>	\$3.9 million



# Child Care Provider Rates for Option Three

Licensed Center Based Programs							
		Base Rate	1 STAR	2 STARS	3 STARS	4 STARS	5 STARS
<b>Infant</b>	Full Time	\$ 200.00	\$ 210.00	\$ 220.00	\$ 240.00	\$ 260.00	\$ 280.00
<b>Toddler</b>	Full Time	\$ 192.31	\$ 201.92	\$ 211.54	\$ 230.77	\$ 250.00	\$ 269.23
<b>Preschool</b>	Full Time	\$ 146.11	\$ 153.41	\$ 160.72	\$ 175.33	\$ 189.94	\$ 204.55
<b>School age</b>	Full Time	\$ 134.62	\$ 141.35	\$ 148.08	\$ 161.54	\$ 175.00	\$ 188.46
Registered Family Child Homes							
		Base Rate	1 STAR	2 STARS	3 STARS	4 STARS	5 STARS
<b>Infant</b>	Full Time	\$ 138.46	\$ 145.38	\$ 152.31	\$ 166.15	\$ 180.00	\$ 193.85
<b>Toddler</b>	Full Time	\$ 134.62	\$ 141.35	\$ 148.08	\$ 161.54	\$ 175.00	\$ 188.46
<b>Preschool</b>	Full Time	\$ 107.69	\$ 113.08	\$ 118.46	\$ 129.23	\$ 140.00	\$ 150.77
<b>School age</b>	Full Time	\$ 103.85	\$ 109.04	\$ 114.23	\$ 124.62	\$ 135.00	\$ 145.38

# Option Three Impact on Families



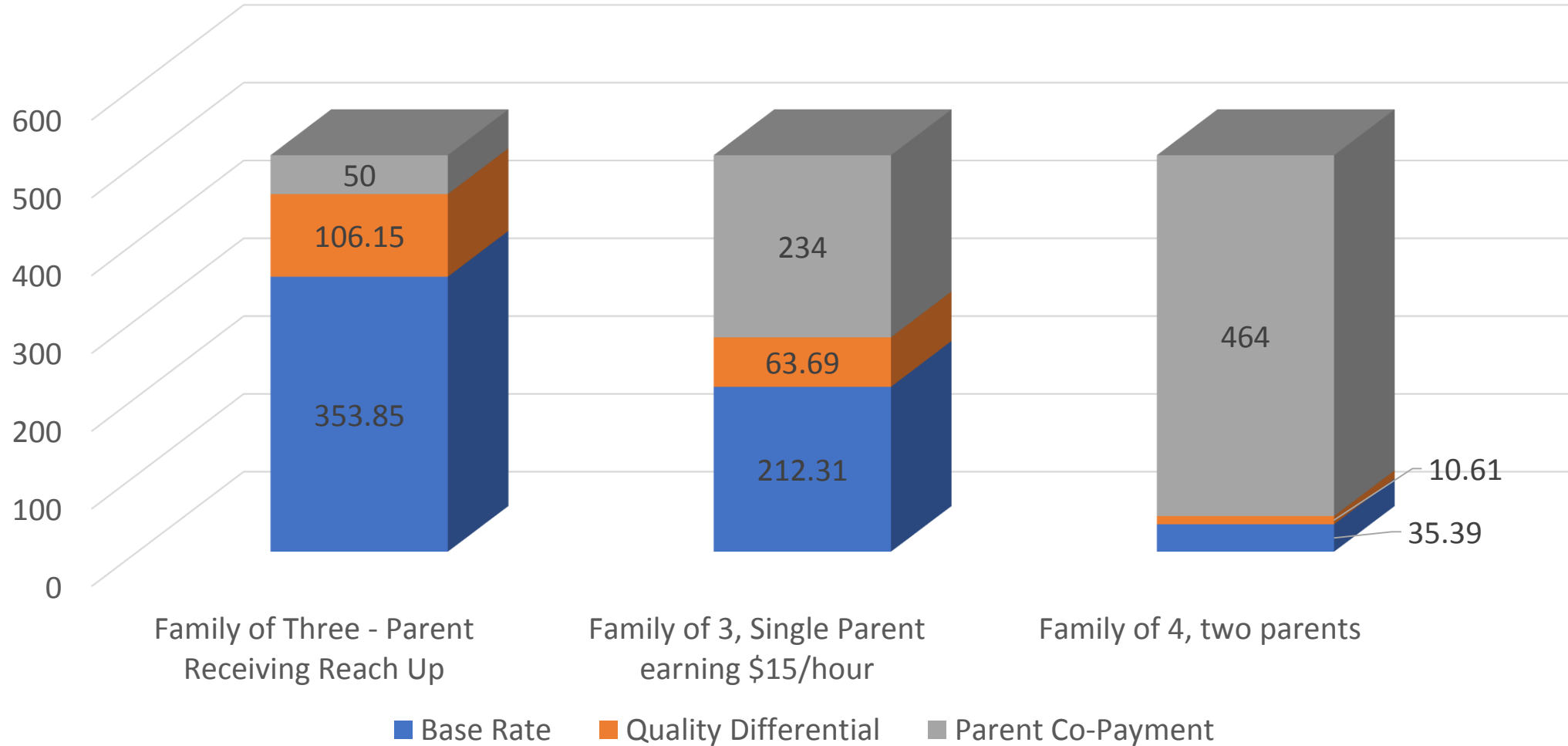
# Option Four

Option	CCFAP Rates	Sliding Fee Scale (Income Guidelines)	Cost
<b>4</b> <b>NB. This option will not significantly decrease cost sharing burden on participating families</b>	<ul style="list-style-type: none"><li>• Maintain Infant and Toddler Rates at 2017 MRS</li><li>• Increase the Preschool Rates to 2012 MRS Rates</li><li>• Increase School Age Rates to the 2010 MRS Rates</li></ul>	No change to current sliding fee scale	\$2.9 million

# Child Care Provider Rates for Option Four

Licensed Center Based Programs							
		Base Rate	1 STAR	2 STARS	3 STARS	4 STARS	5 STARS
Infant	Full Time	\$ 200.00	\$ 210.00	\$ 220.00	\$ 240.00	\$ 260.00	\$ 280.00
Toddler	Full Time	\$ 192.31	\$ 201.92	\$ 211.54	\$ 230.77	\$ 250.00	\$ 269.23
Preschool	Full Time	\$ 153.85	\$ 161.54	\$ 177.69	\$ 184.62	\$ 200.00	\$ 215.38
School age	Full Time	\$ 134.62	\$ 141.35	\$ 148.08	\$ 161.54	\$ 175.00	\$ 188.46
Registered Family Child Care Homes							
		Base Rate	1 STAR	2 STARS	3 STARS	4 STARS	5 STARS
Infant	Full Time	\$ 138.46	\$ 145.38	\$ 152.31	\$ 166.15	\$ 180.00	\$ 193.85
Toddler	Full Time	\$ 134.62	\$ 141.35	\$ 148.08	\$ 161.54	\$ 175.00	\$ 188.46
Preschool	Full Time	\$ 115.38	\$ 121.15	\$ 133.27	\$ 138.46	\$ 150.00	\$ 161.54
School age	Full Time	\$ 103.85	\$ 109.04	\$ 114.23	\$ 124.62	\$ 135.00	\$ 145.38

# Option Four Impact on Families

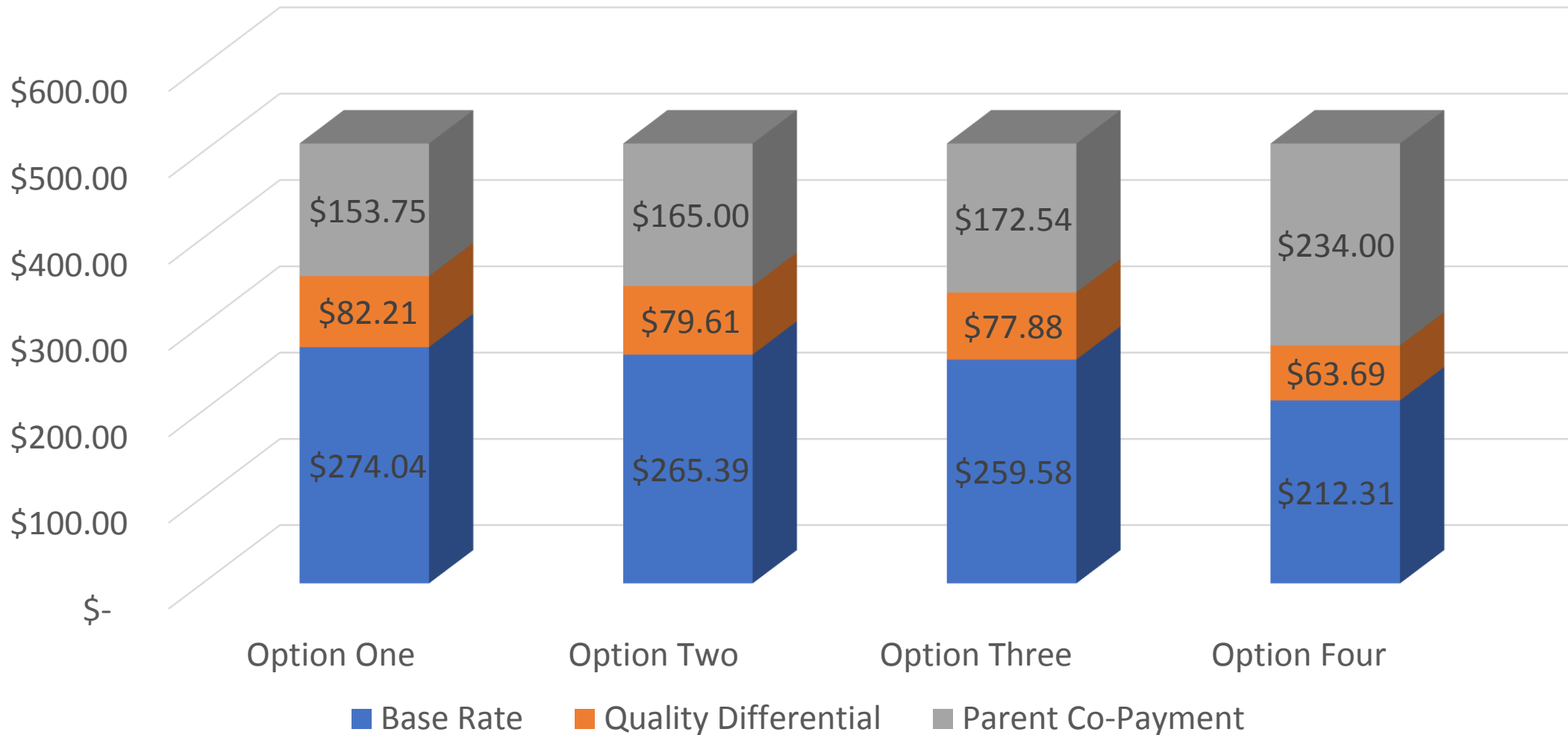


By Family Comparison of Options

# One: Family of Three - Parent Receiving Reach Up



# Two: Family of 3, Single Parent earning \$15/hour





# Three: Family of 4, two parents

